



**SPECIAL STATE PRIMARIES AND ELECTIONS  
STATE REPRESENTATIVE (TO FILL VACANCY)  
Special State Primary August 22, 1995**

Seventh Plymouth District	Democratic Primary					Republican Primary						
	Matthew P. Albanese of East Bridgewater	Daniel M. Kelly of Abington	Kathleen M. Teahan of Whitman	All Others	Blanks	Total Votes Cast	Bruce M. Dennen of East Bridgewater	Robert J. Stone of Whitman	Ronald Whitney of Abington	All Others	Blanks	Total Votes Cast
Abington .....	236	44	490	1	26	797	135	17	668	—	9	829
East Bridgewater .....	248	43	299	—	—	590	592	23	97	—	—	712
Whitman .....	146	37	839	5	9	1,036	268	128	349	1	2	748
<b>TOTALS .....</b>	<b>630</b>	<b>124</b>	<b>1,628</b>	<b>6</b>	<b>35</b>	<b>2,423</b>	<b>995</b>	<b>168</b>	<b>1,114</b>	<b>1</b>	<b>11</b>	<b>2,289</b>

**Special State Election September 19, 1995**

Seventh Plymouth District	Democratic Primary					Republican Primary				
	Kathleen M. Teahan of Whitman	Ronald Whitney of Abington	All Others	Blanks	Total Votes Cast	Kathleen M. Teahan of Whitman	Ronald Whitney of Abington	All Others	Blanks	Total Votes Cast
Abington .....	289	413	—	6	708	416	347	3	—	766
Pct. 1 .....	286	328	—	9	623	425	331	3	—	759
Pct. 2 .....	3	407	—	13	795	355	262	3	—	621
Pct. 3 .....	308	481	—	24	813	345	333	5	—	683
Pct. 4 .....	—	—	—	—	—	—	—	—	—	—
<b>TOTALS .....</b>	<b>288</b>	<b>278</b>	<b>—</b>	<b>—</b>	<b>566</b>	<b>3,716</b>	<b>3,791</b>	<b>17</b>	<b>55</b>	<b>7,579</b>

Seventh  
Plymouth  
District  
(Continued)

Whitman  
Pct. 1 .....

**TOTALS .....**

**SPECIAL STATE PRIMARIES AND ELECTIONS  
STATE REPRESENTATIVE (TO FILL VACANCY)  
Special State Primary October 10, 1995**

	Democratic Primary					Republican Primary				
	Daniel B. Hammock of Erving	John F. Merrigan of Greenfield	Roxann Wedegartner of Greenfield	All Others	Blanks	Total Votes Cast	Michael Harrington of Leyden (Write-In)	All Others	Blanks	Total Votes Cast
Bernardston .....	33	138	60	—	2	233	45	—	32	77
Colrain .....	27	94	62	—	—	183	9	4	6	19
Erving .....	252	27	24	—	—	283	7	4	1	12
Gill .....	37	88	80	1	—	206	20	2	1	23
Greenfield .....	336	1,310	639	—	7	2,292	133	94	26	253
Heath .....	3	14	62	—	1	80	9	—	1	10
Leyden .....	13	22	60	—	—	95	21	4	2	27
Northfield .....	51	103	97	—	2	253	35	1	19	55
Orange .....	344	179	87	—	—	610	28	26	8	62
Royalston .....	23	8	11	—	2	44	9	1	1	11
Warwick .....	18	16	52	—	—	86	5	4	1	10
<b>TOTALS .....</b>	<b>1,117</b>	<b>1,999</b>	<b>1,234</b>	<b>1</b>	<b>14</b>	<b>4,365</b>	<b>321</b>	<b>140</b>	<b>98</b>	<b>559</b>

**Special State Election November 7, 1995**

	Michael Harrington of Leyden Republican	John F. Merrigan of Greenfield Democratic	All Others	Blanks	Total Votes Cast
Bernardston .....	129	176	—	1	306
Colrain .....	86	138	4	—	228
Erving .....	37	45	4	—	86
Pct. 1 .....	20	38	—	—	58

**SPECIAL STATE PRIMARIES AND ELECTIONS  
STATE REPRESENTATIVE (TO FILL VACANCY)**

Special State Election November 7, 1995

	Michael Harrington of Leyden Republican	John F. Merrigan of Greenfield Democratic	All Others	Blanks	Total Votes Cast
Gill .....	65	123	3	1	192
Greenfield Pct. 1 .....	99	187	—	—	286
2 .....	156	305	1	2	464
3 .....	92	220	—	1	313
4 .....	105	274	—	—	379
5 .....	80	227	—	—	307
6 .....	43	159	1	1	204
7 .....	56	167	—	1	224
8 .....	61	145	1	1	208
9 .....	80	193	—	1	274
Heath .....	29	73	1	1	104
Leyden .....	69	55	—	1	125
Northfield .....	86	286	1	—	373
Orange Pct. 1 .....	93	95	1	1	190
2 .....	120	149	—	2	271
Royalston Pct. 1 .....	17	13	—	—	30
2 .....	7	7	—	—	14
Warwick .....	19	57	—	—	76
<b>TOTALS</b> .....	<b>1,549</b>	<b>3,132</b>	<b>17</b>	<b>14</b>	<b>4,712</b>

**SPECIAL STATE PRIMARIES AND ELECTIONS  
STATE REPRESENTATIVE (TO FILL VACANCY)**

Special State Primary September 12, 1995

	Democratic Primary				Republican Primary			
	Geraldine Creedon of Brockton	All Others	Blanks	Total Votes Cast	No Nomination	All Others	Blanks	Total Votes Cast
Eleventh Plymouth District								
BROCKTON .....	1,030	6	143	1,179	—	29	144	173
Wd. 1 Pct. A,C								
Wd. 2 Pct. A								
Wd. 5 Pct. A								
Wd. 7								
Easton .....	47	2	1	50	—	4	15	19
Pct. 1,2A,4,5								
TOTALS .....	1,077	8	144	1,229	—	33	159	192

**Special State Election November 7, 1995**

	Geraldine Creedon of Brockton			Eleventh Plymouth District (Continued)			Total Votes Cast
	Democratic	All Others	Blanks	Easton	Pct. 1	2A	
Eleventh Plymouth District							
BROCKTON	391	2	89	482			
Wd. 1 Pct. A	116	—	42	158			
C	186	1	9	196			
Wd. 2 Pct. A	100	—	13	113			
Wd. 5 Pct. A	111	1	15	127			
Wd. 7 Pct. A	399	—	69	468			
B	142	—	36	178			
C	119	1	18	138			
D							
TOTALS	1,670	16	292	1,978			



**SPECIAL STATE PRIMARIES AND ELECTIONS  
STATE REPRESENTATIVE (TO FILL VACANCY)**

Special State Primary December 12, 1995

	Democratic Primary				Republican Primary				
	John T. Donahue of Wareham	Ruth W. Provost of Sandwich	All Others	Blanks	Total Votes Cast	Samuel J. Corbit of Wareham	All Others	Blanks	Total Votes Cast
Second Plymouth District									
Bourne	124	191	—	—	315	41	—	—	41
Pets. 1,2									
Carver	107	29	—	—	136	37	1	1	39
Pets. 2,3									
Sandwich	36	224	—	—	260	44	11	1	56
Pets. 1-3									
Wareham	601	322	—	4	927	240	2	18	260
TOTALS	868	766	—	4	1,638	362	14	20	396

**Special State Election January 9, 1996**

	Democratic Primary				Republican Primary					
	Samuel J. Corbit of Wareham	John T. Donahue of Wareham	All Others	Blanks	Total Votes Cast	Samuel J. Corbit of Wareham	John T. Donahue of Wareham	All Others	Blanks	Total Votes Cast
Second Plymouth District										
Bourne	164	92	—	—	256	401	231	—	3	636
Pct. 1										
Pct. 2	99	128	—	—	227	249	240	—	6	495
Carver	64	88	—	1	153	307	286	—	4	597
Pct. 2										
Pct. 3	97	87	—	—	184	207	149	—	2	358
Sandwich	143	79	—	—	222	272	169	1	3	445
Pct. 1										
Pct. 2	97	38	—	—	135	2214	1,624	2	20	3,860
Pct. 3	114	37	—	1	152					
TOTALS										

Second  
Plymouth  
District  
(Continued)

Wareham  
Pct. 1  
2  
3  
4  
5  
TOTALS

**SPECIAL STATE PRIMARIES AND ELECTIONS  
STATE REPRESENTATIVE (TO FILL VACANCY)**


Special State Primary March 19, 1996

		Democratic Primary										Republican Primary							
		David J. Dennis of Fall River	David P. Dionne of Westport	Raymond E. Hague of Fall River	Robert Maynard of Fall River	John C. O'Neill of Fall River	Frank L. Ray, III of Westport	Michael J. Rodrigues of Westport	Mark A. Shea of Fall River	Charles E. Silva of Fall River	All Others	Blanks	Total Votes Cast						
Eighth Bristol District	FALL RIVER .....	102	198	233	222	628	73	172	321	113	—	89	2,151						
	IA, 5B, 5C, 6, 7B Westport .....	36	865	46	38	231	90	912	46	22	—	56	2,342						
	TOTALS .....	138	1,063	279	260	859	163	1,084	367	135	—	145	4,493						
	<b>Republican Primary</b>																		
Eighth Bristol District	FALL RIVER .....	35	59	—	12	106								Blanks	12	106			
	IA, 5B, 5C, 6, 7B Westport .....	103	227	—	31	361								All Others	—	361			
	TOTALS .....	138	286	—	43	467								Richard P. Desjardins of Westport	—	467			
															Thomas F. Costello of Westport	286			



Special State Election April 16, 1996


Eight Bristol District	Richard P. Desjardins of Westport Republican	Michael J. Rodrigues of Westport Democratic	All Others	Blanks	Total Votes Cast
FALL RIVER					
Wd. 1 Pct. A	24	78	—	1	103
Wd. 5 Pct. B	15	84	—	6	105
Wd. 5 Pct. C	—	40	—	—	40
Wd. 6 Pct. A	33	147	—	9	189
Wd. 6 Pct. B	16	110	—	6	132
Wd. 6 Pct. C	22	99	—	5	126
Wd. 7 Pct. B	19	18	1	4	42
Westport					
Pct. A	99	355	—	2	456
Pct. B	326	289	—	3	618
Pct. C	86	419	—	3	508
Pct. D	75	322	—	4	401
Pct. E	276	273	—	15	564
<b>TOTALS</b>	<b>991</b>	<b>2,234</b>	<b>1</b>	<b>58</b>	<b>3,284</b>
















**William Francis Galvin**

Secretary of the Commonwealth  
Elections Division

One Ashburton Place, Room 1705  
Boston, Massachusetts 02108

(617) 727-2828 · 1-800-462-VOTE

[www.magnet.state.ma.us/sec/ele](http://www.magnet.state.ma.us/sec/ele)



