



**SPECIAL STATE PRIMARIES AND ELECTIONS
STATE REPRESENTATIVE (TO FILL VACANCY)
Special State Primary August 22, 1995**

Seventh Plymouth District	Democratic Primary					Republican Primary					Total Votes Cast
	Matthew P. Albanese of East Bridgewater	Daniel M. Kelly of Abington Republican	Kathleen M. Teahan of Whitman	All Others	Blanks	Bruce M. Dennen of East Bridgewater	Robert J. Stone of Whitman	Ronald Whitney of Abington	All Others	Blanks	
Abington	236	44	490	1	26	135	17	668	—	9	829
East Bridgewater	248	43	299	—	—	592	23	97	—	—	712
Whitman	146	37	839	5	9	268	128	349	1	2	748
TOTALS	630	124	1,628	6	35	995	168	1,114	1	11	2,289

Seventh Plymouth District	Special State Election September 19, 1995					Total Votes Cast
	Kathleen M. Teahan of Whitman Democratic	Ronald Whitney of Abington Republican	All Others	Blanks	Whitman Pct. 1	
Abington	289	413	—	6	708	
Pct. 1	286	328	—	9	623	
Pct. 2	13	375	—	13	795	
Pct. 3	308	481	—	24	813	
Pct. 4	—	—	—	—	—	
TOTALS	288	278	—	—	566	
East Bridgewater	299	284	—	2	585	
Pct. 1	330	327	3	—	660	
Pct. 2	—	—	—	—	—	
Pct. 3	—	—	—	—	—	

Seventh Plymouth District (Continued)	Kathleen M. Teahan of Whitman Democratic					Ronald Whitney of Abington Republican					Total Votes Cast
	All Others	Blanks	Whitman Pct. 1	Whitman Pct. 2	Whitman Pct. 3	All Others	Blanks	Whitman Pct. 1	Whitman Pct. 2	Whitman Pct. 3	
Abington	—	—	—	—	—	—	—	—	—	—	766
Pct. 1	—	—	—	—	—	—	—	—	—	—	759
Pct. 2	—	—	—	—	—	—	—	—	—	—	621
Pct. 3	—	—	—	—	—	—	—	—	—	—	683
TOTALS	17	55	3,791	3,716	3,716	17	55	3,791	3,716	3,716	7,579

**SPECIAL STATE PRIMARIES AND ELECTIONS
STATE REPRESENTATIVE (TO FILL VACANCY)
Special State Primary October 10, 1995**

	Democratic Primary					Republican Primary				
	Daniel B. Hammock of Erving	John F. Merrigan of Greenfield	Roxann Wedegartner of Greenfield	All Others	Blanks	Total Votes Cast	Michael Harrington of Leyden (Write-In)	All Others	Blanks	Total Votes Cast
Bernardston	33	138	60	—	2	233	45	—	32	77
Colrain	27	94	62	—	—	183	9	4	6	19
Erving	252	27	24	—	—	283	7	4	1	12
Gill	37	88	80	1	—	206	20	2	1	23
Greenfield	336	1,310	639	—	7	2,292	133	94	26	253
Heath	3	14	62	—	1	80	9	—	1	10
Leyden	13	22	60	—	—	95	21	4	2	27
Northfield	51	103	97	—	2	253	35	1	19	55
Orange	344	179	87	—	—	610	28	26	8	62
Royalston	23	8	11	—	2	44	9	1	1	11
Warwick	18	16	52	—	—	86	5	4	1	10
TOTALS	1,117	1,999	1,234	1	14	4,365	321	140	98	559

Special State Election November 7, 1995

	Michael Harrington of Leyden Republican	John F. Merrigan of Greenfield Democratic	All Others	Blanks	Total Votes Cast
Bernardston	129	176	—	1	306
Colrain	86	138	4	—	228
Erving	37	45	4	—	86
Pct. 1	20	38	—	—	58

**SPECIAL STATE PRIMARIES AND ELECTIONS
STATE REPRESENTATIVE (TO FILL VACANCY)**

Special State Election November 7, 1995

	Michael Harrington of Leyden Republican	John F. Merrigan of Greenfield Democratic	All Others	Blanks	Total Votes Cast
Gill	65	123	3	1	192
Greenfield Pct. 1	99	187	—	—	286
2	156	305	1	2	464
3	92	220	—	1	313
4	105	274	—	—	379
5	80	227	—	—	307
6	43	159	1	1	204
7	56	167	—	1	224
8	61	145	1	1	208
9	80	193	—	1	274
Heath	29	73	1	1	104
Leyden	69	55	—	1	125
Northfield	86	286	1	—	373
Orange Pct. 1	93	95	1	1	190
2	120	149	—	2	271
Royalston Pct. 1	17	13	—	—	30
2	7	7	—	—	14
Warwick	19	57	—	—	76
TOTALS	1,549	3,132	17	14	4,712

SPECIAL STATE PRIMARIES AND ELECTIONS
STATE REPRESENTATIVE (TO FILL VACANCY)

Special State Primary September 12, 1995

	Democratic Primary				Republican Primary			
	Geraldine Creedon of Brockton	All Others	Blanks	Total Votes Cast	No Nomination	All Others	Blanks	Total Votes Cast
Eleventh Plymouth District								
BROCKTON	1,030	6	143	1,179	—	29	144	173
Wd. 1 Pct. A,C								
Wd. 2 Pct. A								
Wd. 5 Pct. A								
Wd. 7								
Easton	47	2	1	50	—	4	15	19
Pct. 1,2A,4,5								
TOTALS	1,077	8	144	1,229	—	33	159	192

Special State Election November 7, 1995

	Geraldine Creedon of Brockton			Eleventh Plymouth District (Continued)			Total Votes Cast
	Democratic	All Others	Blanks	Easton	Pct. 1	2A	
Eleventh Plymouth District							
BROCKTON	391	2	89	482			
Wd. 1 Pct. A	116	—	42	158			
C	186	1	9	196			
Wd. 2 Pct. A	100	—	13	113			
Wd. 5 Pct. A	111	1	15	127			
Wd. 7 Pct. A	399	—	69	468			
B	142	—	36	178			
C	119	1	18	138			
D							
TOTALS	1,670	16	292	1,978			

**SPECIAL STATE PRIMARIES AND ELECTIONS
STATE REPRESENTATIVE (TO FILL VACANCY)**

Special State Primary December 12, 1995

	Democratic Primary				Republican Primary				
	John T. Donahue of Wareham	Ruth W. Provost of Sandwich	All Others	Blanks	Total Votes Cast	Samuel J. Corbit of Wareham	All Others	Blanks	Total Votes Cast
Second Plymouth District									
Bourne	124	191	—	—	315	41	—	—	41
Pets. 1,2									
Carver	107	29	—	—	136	37	1	1	39
Pets. 2,3									
Sandwich	36	224	—	—	260	44	11	1	56
Pets. 1-3									
Wareham	601	322	—	4	927	240	2	18	260
TOTALS	868	766	—	4	1,638	362	14	20	396

Special State Election January 9, 1996

	Democratic Primary				Republican Primary					
	Samuel J. Corbit of Wareham	John T. Donahue of Wareham	All Others	Blanks	Total Votes Cast	Samuel J. Corbit of Wareham	John T. Donahue of Wareham	All Others	Blanks	Total Votes Cast
Second Plymouth District										
Bourne	164	92	—	—	256	401	231	—	3	636
Pct. 1										
Pct. 2	99	128	—	—	227	249	240	—	6	495
Carver	64	88	—	1	153	307	286	—	4	597
Pct. 2										
Pct. 3	97	87	—	—	184	207	149	—	2	358
Sandwich	143	79	—	—	222	272	169	1	3	445
Pct. 1										
Pct. 2	97	38	—	—	135	2214	1624	2	20	3,860
Pct. 3	114	37	—	1	152					
TOTALS										

Second
Plymouth
District
(Continued)

Wareham
Pct. 1
2
3
4
5
TOTALS


**SPECIAL STATE PRIMARIES AND ELECTIONS
STATE REPRESENTATIVE (TO FILL VACANCY)**


Special State Primary March 19, 1996


		Democratic Primary										Republican Primary							
		David J. Dennis of Fall River	David P. Dionne of Westport	Raymond E. Hague of Fall River	Robert Maynard of Fall River	John C. O'Neill of Fall River	Frank L. Ray, III of Westport	Michael J. Rodrigues of Westport	Mark A. Shea of Fall River	Charles E. Silva of Fall River	All Others	Blanks	Total Votes Cast						
Eighth Bristol District	FALL RIVER	102	198	233	222	628	73	172	321	113	—	89	2,151						
	IA, 5B, 5C, 6, 7B Westport	36	865	46	38	231	90	912	46	22	—	56	2,342						
	TOTALS	138	1,063	279	260	859	163	1,084	367	135	—	145	4,493						
	Republican Primary																		
Eighth Bristol District	FALL RIVER	35	59	—	12	106								Blanks	12	106			
	IA, 5B, 5C, 6, 7B Westport	103	227	—	31	361								All Others	—	361			
	TOTALS	138	286	—	43	467								Richard P. Desjardins of Westport	—	467			
															Thomas F. Costello of Westport	286	—	—	

Special State Election April 16, 1996

Eight Bristol District	Richard P. Desjardins of Westport Republican	Michael J. Rodrigues of Westport Democratic	All Others	Blanks	Total Votes Cast
FALL RIVER					
Wd. 1 Pct. A	24	78	—	1	103
Wd. 5 Pct. B	15	84	—	6	105
Wd. 5 Pct. C	—	40	—	—	40
Wd. 6 Pct. A	33	147	—	9	189
Wd. 6 Pct. B	16	110	—	6	132
Wd. 6 Pct. C	22	99	—	5	126
Wd. 7 Pct. B	19	18	1	4	42
Westport					
Pct. A	99	355	—	2	456
Pct. B	326	289	—	3	618
Pct. C	86	419	—	3	508
Pct. D	75	322	—	4	401
Pct. E	276	273	—	15	564
TOTALS	991	2,234	1	58	3,284







William Francis Galvin

Secretary of the Commonwealth
Elections Division

One Ashburton Place, Room 1705
Boston, Massachusetts 02108

(617) 727-2828 · 1-800-462-VOTE

www.magnet.state.ma.us/sec/ele

