



**SPECIAL STATE PRIMARIES AND ELECTIONS
STATE REPRESENTATIVE (TO FILL VACANCY)**

Special State Primary September 12, 1995

	Democratic Primary				Republican Primary			
	Geraldine Creedon of Brockton	All Others	Blanks	Total Votes Cast	No Nomination	All Others	Blanks	Total Votes Cast
Eleventh Plymouth District								
BROCKTON	1,030	6	143	1,179	—	29	144	173
Wd. 1 Pct. A,C								
Wd. 2 Pct. A								
Wd. 5 Pct. A								
Wd. 7								
Easton	47	2	1	50	—	4	15	19
Pct. 1,2A,4,5								
TOTALS	1,077	8	144	1,229	—	33	159	192

Special State Election November 7, 1995

	Democratic			Eleventh Plymouth District (Continued)			Total Votes Cast
	Geraldine Creedon of Brockton	All Others	Blanks	Geraldine Creedon of Brockton	All Others	Blanks	
Eleventh Plymouth District							
BROCKTON	391	2	89	482	33	1	515
Wd. 1 Pct. A	116	—	42	158	15	2	173
C	186	1	9	196	42	5	248
Wd. 2 Pct. A	100	—	13	113	16	3	132
Wd. 5 Pct. A	111	1	15	127	16	3	146
Wd. 7 Pct. A	399	—	69	468	1,670	16	1,754
B	142	—	36	178	292	—	470
C	119	1	18	138	—	—	257
D							
TOTALS	1,229	4	185	1,418	1,670	16	1,978

**SPECIAL STATE PRIMARIES AND ELECTIONS
STATE REPRESENTATIVE (TO FILL VACANCY)
Special State Primary September 19, 1995**

Tenth Suffolk District	Democratic Primary						Republican Primary				Total Votes Cast	
	Francis X. Coppinger of Boston	David T. Donnelly of Boston	John N. Flynn of Boston	James W. Hennigan, III of Boston	Robert P. Pagliarulo of Boston	All Others	Blanks	David J. Breen of Boston	Max Swartz of Brookline	All Others		Blanks
BOSTON	1,766	2,684	1,268	1,499	135	—	58	546	104	—	14	664
Wd.20 Pct. 3,5-20												
Brookline Pct. 16	8	159	26	124	4	—	3	11	92	—	1	104
TOTALS	1,774	2,843	1,294	1,623	139	—	61	557	196	—	15	768

Tenth Suffolk District	David J. Breen of Boston				David T. Donnelly of Boston				Total Votes Cast
	Republican	Democratic	All Others	Blanks	Republican	Democratic	All Others	Blanks	
BOSTON	120	270	1	36	42	159	1	—	202
Wd. 20 Pct. 3	116	377	—	62	176	—	—	62	555
5	160	509	—	47	509	—	—	47	716
6	152	607	—	76	607	—	—	76	835
7	64	265	—	38	265	—	—	38	367
8	61	410	—	36	410	—	—	36	507
9	92	360	—	39	360	—	—	39	491
10	—	—	—	—	—	—	—	—	—
11	—	—	—	—	—	—	—	—	—
12	—	—	—	—	—	—	—	—	—
13	—	—	—	—	—	—	—	—	—
TOTALS	1,768	6,268	2	793	1,768	6,268	2	793	8,831

Special State Election November 7, 1995

Tenth Suffolk District	David J. Breen of Boston				David T. Donnelly of Boston				Total Votes Cast
	Republican	Democratic	All Others	Blanks	Republican	Democratic	All Others	Blanks	
BOSTON	82	378	—	52	512	512	—	52	512
Wd. 20 Pct. 3	139	434	—	118	691	691	—	118	691
5	92	401	—	39	532	532	—	16	509
6	48	327	—	23	400	400	—	17	367
7	52	243	—	25	318	318	—	18	265
8	89	259	—	34	382	382	—	19	360
9	170	490	—	64	724	724	—	20	607
10	77	230	—	36	343	343	—	—	360
11	149	261	—	35	445	445	—	—	410
12	63	288	—	33	384	384	—	—	360
13	—	—	—	—	—	—	—	—	360
TOTALS	1,768	6,268	2	793	1,768	6,268	2	793	8,831

Tenth Suffolk District (Continued)

Wd. 20 Pct. 14	15
15	16
16	17
17	18
18	19
19	20
Brookline Pct. 16	—
TOTALS	159

**SPECIAL STATE PRIMARIES AND ELECTIONS
STATE REPRESENTATIVE (TO FILL VACANCY)**

Special State Primary December 12, 1995

	Democratic Primary				Republican Primary				
	John T. Donahue of Wareham	Ruth W. Provost of Sandwich	All Others	Blanks	Total Votes Cast	Samuel J. Corbit of Wareham	All Others	Blanks	Total Votes Cast
Second Plymouth District									
Bourne	124	191	—	—	315	41	—	—	41
Pets. 1,2									
Carver	107	29	—	—	136	37	1	1	39
Pets. 2,3									
Sandwich	36	224	—	—	260	44	11	1	56
Pets. 1-3									
Wareham	601	322	—	4	927	240	2	18	260
TOTALS	868	766	—	4	1,638	362	14	20	396

Special State Election January 9, 1996

	Democratic Primary				Republican Primary					
	Samuel J. Corbit of Wareham	John T. Donahue of Wareham	All Others	Blanks	Total Votes Cast	Samuel J. Corbit of Wareham	John T. Donahue of Wareham	All Others	Blanks	Total Votes Cast
Second Plymouth District										
Bourne	164	92	—	—	256	401	231	—	3	636
Pct. 1										
Pct. 2	99	128	—	—	227	249	240	—	6	495
Carver	64	88	—	1	153	307	286	—	4	597
Pct. 2										
Pct. 3	97	87	—	—	184	207	149	—	2	358
Sandwich	143	79	—	—	222	272	169	1	3	445
Pct. 1										
Pct. 2	97	38	—	—	135	2214	1,624	2	20	3,860
Pct. 3	114	37	—	1	152					
TOTALS										

Second
Plymouth
District
(Continued)

Wareham
Pct. 1
2
3
4
5
TOTALS


**SPECIAL STATE PRIMARIES AND ELECTIONS
STATE REPRESENTATIVE (TO FILL VACANCY)**


Special State Primary March 19, 1996


		Democratic Primary										Republican Primary							
		David J. Dennis of Fall River	David P. Dionne of Westport	Raymond E. Hague of Fall River	Robert Maynard of Fall River	John C. O'Neill of Fall River	Frank L. Ray, III of Westport	Michael J. Rodrigues of Westport	Mark A. Shea of Fall River	Charles E. Silva of Fall River	All Others	Blanks	Total Votes Cast						
Eighth Bristol District	FALL RIVER	102	198	233	222	628	73	172	321	113	—	89	2,151						
	IA, 5B, 5C, 6, 7B Westport	36	865	46	38	231	90	912	46	22	—	56	2,342						
	TOTALS	138	1,063	279	260	859	163	1,084	367	135	—	145	4,493						
	Republican Primary																		
Eighth Bristol District	FALL RIVER	35	59	—	12	106								12	106				
	IA, 5B, 5C, 6, 7B Westport	103	227	—	31	361								31	361				
	TOTALS	138	286	—	43	467								43	467				
	Total Votes Cast																		

Special State Election April 16, 1996

Eight Bristol District	Richard P. Desjardins of Westport Republican	Michael J. Rodrigues of Westport Democratic	All Others	Blanks	Total Votes Cast
FALL RIVER					
Wd. 1 Pct. A	24	78	—	1	103
Wd. 5 Pct. B	15	84	—	6	105
Wd. 5 Pct. C	—	40	—	—	40
Wd. 6 Pct. A	33	147	—	9	189
Wd. 6 Pct. B	16	110	—	6	132
Wd. 6 Pct. C	22	99	—	5	126
Wd. 7 Pct. B	19	18	1	4	42
Westport					
Pct. A	99	355	—	2	456
Pct. B	326	289	—	3	618
Pct. C	86	419	—	3	508
Pct. D	75	322	—	4	401
Pct. E	276	273	—	15	564
TOTALS	991	2,234	1	58	3,284







William Francis Galvin

Secretary of the Commonwealth
Elections Division

One Ashburton Place, Room 1705
Boston, Massachusetts 02108

(617) 727-2828 · 1-800-462-VOTE

www.magnet.state.ma.us/sec/ele

