



**SPECIAL STATE PRIMARIES AND ELECTIONS
STATE REPRESENTATIVE (TO FILL VACANCY)
Special State Primary September 19, 1995**

		Democratic Primary						Republican Primary						
Tenth Suffolk District		Francis X. Coppinger of Boston	David T. Donnelly of Boston	John N. Flynn of Boston	James W. Hennigan, III of Boston	Robert P. Pagliarulo of Boston	All Others	Blanks	Total Votes Cast	David J. Breen of Boston	Max Swartz of Brookline	All Others	Blanks	Total Votes Cast
BOSTON	Wd. 20 Pct. 3	82	378	—	52	512	—	15	120	270	1	36	427	
	Wd. 20 Pct. 3, 5-20	139	434	—	118	691	—	16	116	377	—	62	555	
	Brookline Pct. 16	92	401	—	39	532	—	17	160	509	—	47	716	
	TOTALS	1,774	2,843	1,294	1,623	1,39	—	61	557	1,96	—	15	768	
		1,766	2,684	1,268	1,499	135	—	58	546	104	—	14	664	
		8	159	26	124	4	—	3	11	92	—	1	104	
		1,774	2,843	1,294	1,623	139	—	61	557	196	—	15	768	

		Democratic Primary						Republican Primary					
Tenth Suffolk District		David J. Breen of Boston	David T. Donnelly of Boston	All Others	Blanks	Total Votes Cast	David J. Breen of Boston	Max Swartz of Brookline	All Others	Blanks	Total Votes Cast		
BOSTON	Wd. 20 Pct. 3	82	378	—	52	512	120	270	1	36	427		
	Wd. 20 Pct. 3, 5-20	139	434	—	118	691	116	377	—	62	555		
	Brookline Pct. 16	92	401	—	39	532	152	607	—	47	716		
	TOTALS	1,774	2,843	1,294	1,623	1,39	1,768	6,268	2	793	8,831		
		1,766	2,684	1,268	1,499	135	1,768	6,268	2	793	8,831		
		8	159	26	124	4	42	159	1	—	202		
		1,774	2,843	1,294	1,623	139	1,768	6,268	2	793	8,831		

Special State Election November 7, 1995

		Democratic Primary						Republican Primary					
Tenth Suffolk District		David J. Breen of Boston	David T. Donnelly of Boston	All Others	Blanks	Total Votes Cast	David J. Breen of Boston	Max Swartz of Brookline	All Others	Blanks	Total Votes Cast		
BOSTON	Wd. 20 Pct. 3	82	378	—	52	512	120	270	1	36	427		
	Wd. 20 Pct. 3, 5-20	139	434	—	118	691	116	377	—	62	555		
	Brookline Pct. 16	92	401	—	39	532	152	607	—	47	716		
	TOTALS	1,774	2,843	1,294	1,623	1,39	1,768	6,268	2	793	8,831		
		1,766	2,684	1,268	1,499	135	1,768	6,268	2	793	8,831		
		8	159	26	124	4	42	159	1	—	202		
		1,774	2,843	1,294	1,623	139	1,768	6,268	2	793	8,831		

Tenth Suffolk District (Continued)

Wd. 20 Pct. 14	120
Wd. 20 Pct. 15	116
Wd. 20 Pct. 16	160
Wd. 20 Pct. 17	152
Wd. 20 Pct. 18	64
Wd. 20 Pct. 19	61
Wd. 20 Pct. 20	92
Brookline Pct. 16	42
TOTALS	1,768

**SPECIAL STATE PRIMARIES AND ELECTIONS
STATE REPRESENTATIVE (TO FILL VACANCY)**

Special State Primary December 12, 1995

	Democratic Primary				Republican Primary				
	John T. Donahue of Wareham	Ruth W. Provost of Sandwich	All Others	Blanks	Total Votes Cast	Samuel J. Corbit of Wareham	All Others	Blanks	Total Votes Cast
Second Plymouth District									
Bourne	124	191	—	—	315	41	—	—	41
Pets. 1,2									
Carver	107	29	—	—	136	37	1	1	39
Pets. 2,3									
Sandwich	36	224	—	—	260	44	11	1	56
Pets. 1-3									
Wareham	601	322	—	4	927	240	2	18	260
TOTALS	868	766	—	4	1,638	362	14	20	396

Special State Election January 9, 1996

	Democratic Primary				Republican Primary					
	Samuel J. Corbit of Wareham	John T. Donahue of Wareham	All Others	Blanks	Total Votes Cast	Samuel J. Corbit of Wareham	John T. Donahue of Wareham	All Others	Blanks	Total Votes Cast
Second Plymouth District										
Bourne	164	92	—	—	256	401	231	—	3	636
Pct. 1										
Pct. 2	99	128	—	—	227	249	240	—	6	495
Carver	64	88	—	1	153	307	286	—	4	597
Pct. 2										
Pct. 3	97	87	—	—	184	207	149	—	2	358
Sandwich	143	79	—	—	222	272	169	1	3	445
Pct. 1										
Pct. 2	97	38	—	—	135	2214	1,624	2	20	3,860
Pct. 3	114	37	—	1	152					
TOTALS										

Second
Plymouth
District
(Continued)

Wareham
Pct. 1
2
3
4
5
TOTALS


SPECIAL STATE PRIMARIES AND ELECTIONS STATE REPRESENTATIVE (TO FILL VACANCY)


Special State Primary March 19, 1996


		Democratic Primary																															
		David J. Dennis of Fall River	David P. Dionne of Westport	Raymond E. Hague of Fall River	Robert Maynard of Fall River	John C. O'Neill of Fall River	Frank L. Ray, III of Westport	Michael J. Rodrigues of Westport	Mark A. Shea of Fall River	Charles E. Silva of Fall River	All Others	Blanks	Total Votes Cast																				
Eighth Bristol District	FALL RIVER	102	198	233	222	628	73	172	321	113	—	89	2,151																				
	IA, 5B, 5C, 6, 7B Westport	36	865	46	38	231	90	912	46	22	—	56	2,342																				
	TOTALS	138	1,063	279	260	859	163	1,084	367	135	—	145	4,493																				
	Republican Primary																																
Eighth Bristol District	FALL RIVER	35	59	—	12	106								Blanks	12	106																	
	IA, 5B, 5C, 6, 7B Westport	103	227	—	31	361								All Others	—	361																	
	TOTALS	138	286	—	43	467								Richard P. Desjardins of Westport	—	467																	
	<table border="1" style="width: 100%; border-collapse: collapse;"> <thead> <tr> <th style="width: 20%;"></th> <th style="width: 20%;">Thomas F. Costello of Westport</th> <th style="width: 20%;">Richard P. Desjardins of Westport</th> <th style="width: 20%;">Blanks</th> <th style="width: 20%;">Total Votes Cast</th> </tr> </thead> <tbody> <tr> <td>FALL RIVER</td> <td>35</td> <td>59</td> <td>12</td> <td>106</td> </tr> <tr> <td>IA, 5B, 5C, 6, 7B Westport</td> <td>103</td> <td>227</td> <td>31</td> <td>361</td> </tr> <tr> <td>TOTALS</td> <td>138</td> <td>286</td> <td>43</td> <td>467</td> </tr> </tbody> </table>															Thomas F. Costello of Westport	Richard P. Desjardins of Westport	Blanks	Total Votes Cast	FALL RIVER	35	59	12	106	IA, 5B, 5C, 6, 7B Westport	103	227	31	361	TOTALS	138	286	43
	Thomas F. Costello of Westport	Richard P. Desjardins of Westport	Blanks	Total Votes Cast																													
FALL RIVER	35	59	12	106																													
IA, 5B, 5C, 6, 7B Westport	103	227	31	361																													
TOTALS	138	286	43	467																													

Special State Election April 16, 1996

Eight Bristol District	Richard P. Desjardins of Westport Republican	Michael J. Rodrigues of Westport Democratic	All Others	Blanks	Total Votes Cast
FALL RIVER					
Wd. 1 Pct. A	24	78	—	1	103
Wd. 5 Pct. B	15	84	—	6	105
Wd. 5 Pct. C	—	40	—	—	40
Wd. 6 Pct. A	33	147	—	9	189
Wd. 6 Pct. B	16	110	—	6	132
Wd. 6 Pct. C	22	99	—	5	126
Wd. 7 Pct. B	19	18	1	4	42
Westport					
Pct. A	99	355	—	2	456
Pct. B	326	289	—	3	618
Pct. C	86	419	—	3	508
Pct. D	75	322	—	4	401
Pct. E	276	273	—	15	564
TOTALS	991	2,234	1	58	3,284







William Francis Galvin

Secretary of the Commonwealth
Elections Division

One Ashburton Place, Room 1705
Boston, Massachusetts 02108

(617) 727-2828 · 1-800-462-VOTE

www.magnet.state.ma.us/sec/ele

