



**SPECIAL STATE PRIMARIES AND ELECTIONS
STATE REPRESENTATIVE (TO FILL VACANCY)
Special State Primary September 19, 1995**

Tenth Suffolk District	Democratic Primary						Republican Primary				Total Votes Cast	
	Francis X. Coppinger of Boston	David T. Donnelly of Boston	John N. Flynn of Boston	James W. Hennigan, III of Boston	Robert P. Pagliarulo of Boston	All Others	Blanks	David J. Breen of Boston	Max Swartz of Brookline	All Others		Blanks
BOSTON	1,766	2,684	1,268	1,499	135	—	58	546	104	—	14	664
Wd.20 Pct. 3,5-20												
Brookline Pct. 16	8	159	26	124	4	—	3	11	92	—	1	104
TOTALS	1,774	2,843	1,294	1,623	139	—	61	557	196	—	15	768

Tenth Suffolk District	David J. Breen of Boston				David T. Donnelly of Boston				Total Votes Cast
	Republican	Democratic	All Others	Blanks	Republican	Democratic	All Others	Blanks	
BOSTON	120	270	1	36	42	159	1	—	202
Wd. 20 Pct. 3	116	377	—	62	176	—	—	—	555
5	160	509	—	47	509	—	—	47	716
6	152	607	—	76	607	—	—	76	835
7	64	265	—	38	265	—	—	38	367
8	61	410	—	36	410	—	—	36	507
9	92	360	—	39	360	—	—	39	491
10	—	—	—	—	—	—	—	—	—
11	—	—	—	—	—	—	—	—	—
12	—	—	—	—	—	—	—	—	—
13	—	—	—	—	—	—	—	—	—
TOTALS	1,768	6,268	2	793	1,768	6,268	2	793	8,831

Special State Election November 7, 1995

Tenth Suffolk District	David J. Breen of Boston				David T. Donnelly of Boston				Total Votes Cast
	Republican	Democratic	All Others	Blanks	Republican	Democratic	All Others	Blanks	
BOSTON	82	378	—	52	512	512	—	52	512
Wd. 20 Pct. 3	139	434	—	118	691	691	—	16	716
5	92	401	—	39	532	532	—	17	549
6	48	327	—	23	400	400	—	18	418
7	52	243	—	25	318	318	—	19	337
8	89	259	—	34	382	382	—	20	402
9	170	490	—	64	724	724	—	—	724
10	77	230	—	36	343	343	—	—	343
11	149	261	—	35	445	445	—	—	445
12	63	288	—	33	384	384	—	—	384
13	—	—	—	—	—	—	—	—	—
TOTALS	1,768	6,268	2	793	1,768	6,268	2	793	8,831

Tenth Suffolk District (Continued)

Wd. 20 Pct. 14	15	—	—	—	15
15	16	—	—	—	16
16	17	—	—	—	17
17	18	—	—	—	18
18	19	—	—	—	19
19	20	—	—	—	20
Brookline Pct. 16	—	—	—	—	—
TOTALS	159	6,268	2	793	8,831


**SPECIAL STATE PRIMARIES AND ELECTIONS
STATE REPRESENTATIVE (TO FILL VACANCY)**


Special State Primary March 19, 1996


		Democratic Primary										Republican Primary							
		David J. Dennis of Fall River	David P. Dionne of Westport	Raymond E. Hague of Fall River	Robert Maynard of Fall River	John C. O'Neill of Fall River	Frank L. Ray, III of Westport	Michael J. Rodrigues of Westport	Mark A. Shea of Fall River	Charles E. Silva of Fall River	All Others	Blanks	Total Votes Cast						
Eighth Bristol District	FALL RIVER	102	198	233	222	628	73	172	321	113	—	89	2,151						
	IA, 5B, 5C, 6, 7B Westport	36	865	46	38	231	90	912	46	22	—	56	2,342						
	TOTALS	138	1,063	279	260	859	163	1,084	367	135	—	145	4,493						
	Republican Primary																		
Eighth Bristol District	FALL RIVER	35	59	—	12	106								12	106				
	IA, 5B, 5C, 6, 7B Westport	103	227	—	31	361								31	361				
	TOTALS	138	286	—	43	467								43	467				
	Total Votes Cast																		

Special State Election April 16, 1996

Eight Bristol District	Richard P. Desjardins of Westport Republican	Michael J. Rodrigues of Westport Democratic	All Others	Blanks	Total Votes Cast
FALL RIVER					
Wd. 1 Pct. A	24	78	—	1	103
Wd. 5 Pct. B	15	84	—	6	105
Wd. 5 Pct. C	—	40	—	—	40
Wd. 6 Pct. A	33	147	—	9	189
Wd. 6 Pct. B	16	110	—	6	132
Wd. 6 Pct. C	22	99	—	5	126
Wd. 7 Pct. B	19	18	1	4	42
Westport					
Pct. A	99	355	—	2	456
Pct. B	326	289	—	3	618
Pct. C	86	419	—	3	508
Pct. D	75	322	—	4	401
Pct. E	276	273	—	15	564
TOTALS	991	2,234	1	58	3,284







William Francis Galvin

Secretary of the Commonwealth
Elections Division

One Ashburton Place, Room 1705
Boston, Massachusetts 02108

(617) 727-2828 · 1-800-462-VOTE

www.magnet.state.ma.us/sec/ele

